

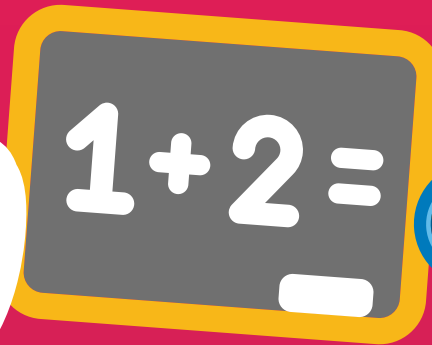




CALVERT™
PUBLICATIONS

Preschool



**Over 330 pages of
colorful, hands-on
lessons to encourage
early math skills!**

MATH

Student Workbook

PRESCHOOL MATH
Student Workbook

Lessons 1-180



Author:

Alan Christopherson, M.S.

Graphic Design

Jennifer Davis

Illustration

Keith Piccolo

A Calvert Preschool Math Student Book should be purchased for each student, whether in the classroom or in the homeschool. In the classroom setting, always order one extra for the teacher so that you have copies of everything to reference. Students will take home the pages of the Student Book throughout the year. The materials within this book are protected by the copyright laws of the United States. No part of this publication may be reproduced, stored in an electronic retrieval system, or transmitted in any form by any means—electronic, mechanical, photocopy, recording or otherwise—without the prior written permission of Calvert Publications, Inc. Brief quotations may be used in literary review.

Printed in the United States of America

ISBN: 978-0-7403-4040-6



804 N. 2nd Ave. E.

Rock Rapids, IA 51246-1759

© 2022 Calvert Publications. All rights reserved.


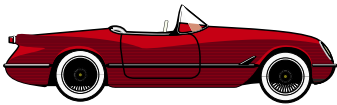
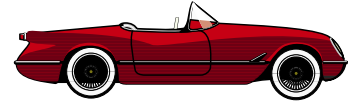



What is your name?

Four sets of handwriting lines for writing a name. Each set consists of a solid blue top line, a dashed pink middle line, and a solid blue bottom line.




Identify the pictures and count the number in each group. Trace the lines to match the ones that are the same.



Handwriting practice lines consisting of a solid top line, a dashed middle line, and a solid bottom line.



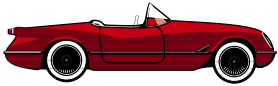
Cut out the numbers. Count each group and paste the correct number in the square.



A dashed square box for pasting a number.



A dashed square box for pasting a number.



A dashed square box for pasting a number.

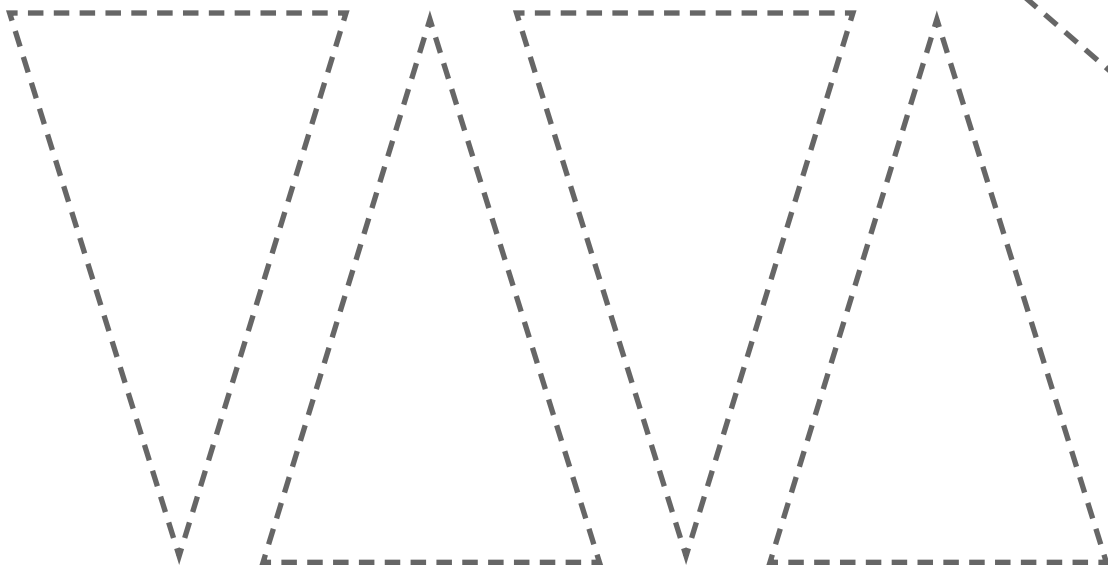
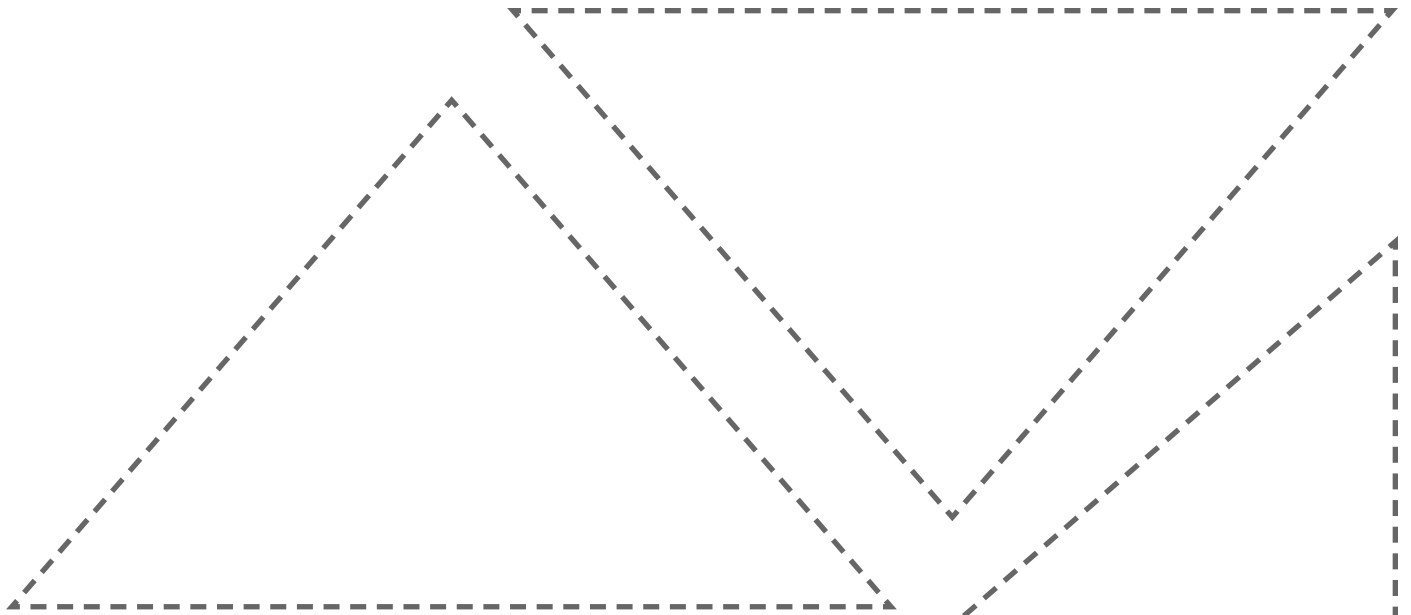
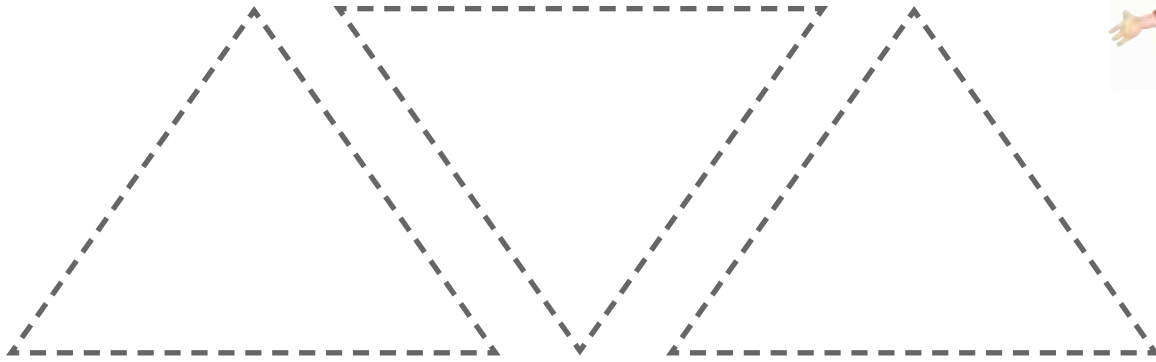


A dashed square box for pasting a number.




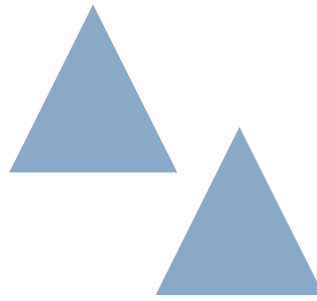

A row of four dashed rectangular boxes, each containing a vertical black line representing the number 1.

Trace and color the triangles blue, and then cut them out.






Cut out the numbers. Count each group and paste the correct number in the box.



1	2	1	2
---	---	---	---

Lesson 14b Math

Find the numbers 1, 2, and 3 on the drawing. Connect the dots to make the picture. You may color the picture.



2 ●



Say the *Baa, Baa, Black Sheep* rhyme. Count the bags of wool. Trace the missing number(s) in each row as you count 1, 2, 3.

Baa, Baa, Black Sheep

Baa, baa, black sheep, have you any wool?

Yes sir, yes sir, three bags full!

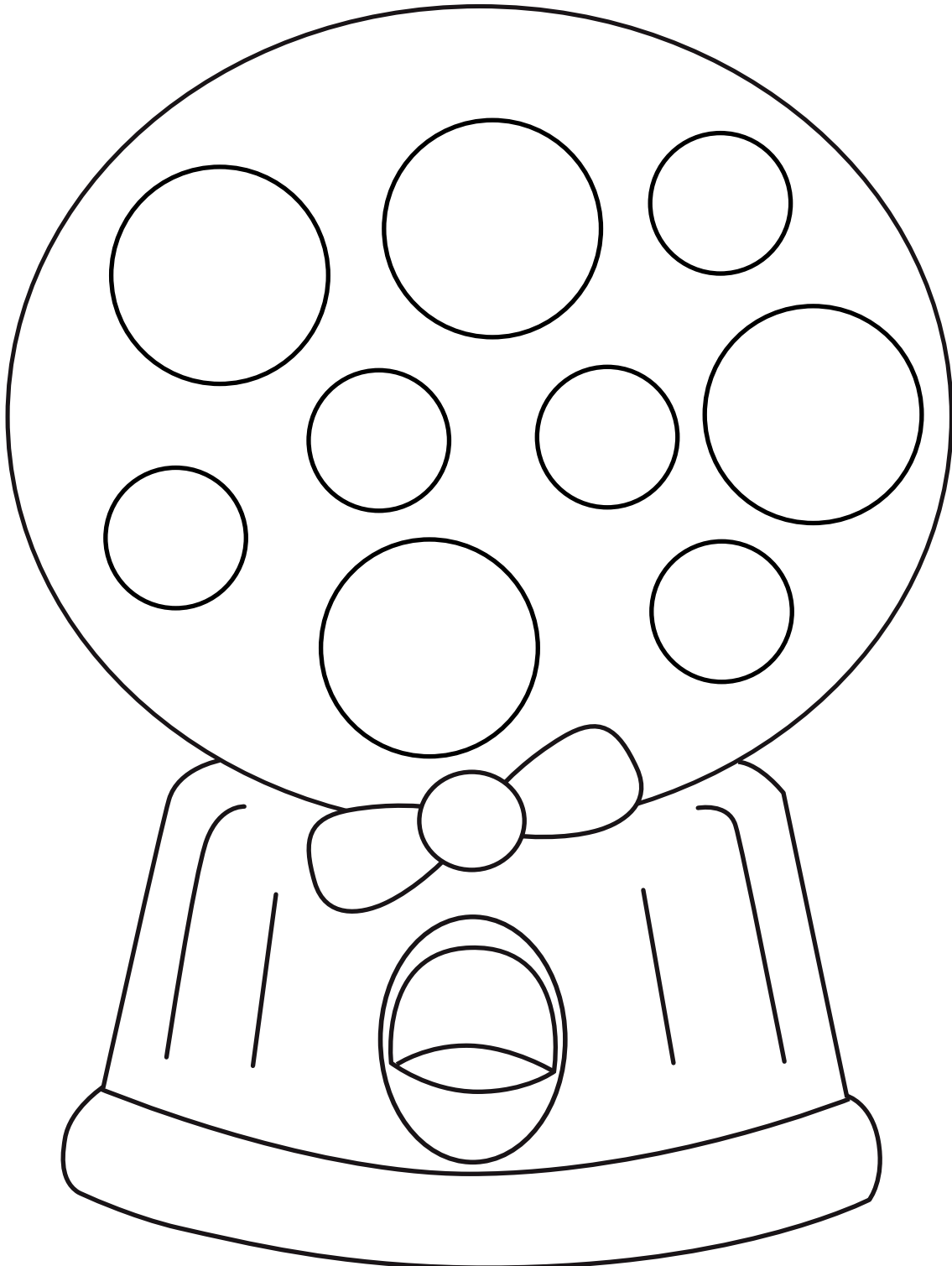
One for my master, one for my dame and one for the little boy who lives down the lane.



1	2	3
1	2	3
1	2	3
1	2	3
1	2	3
1	2	3
1	2	3
1	2	3
1	2	3



Color the large circles blue and the small circles red. Use the other colors studied so far, green, black, white, and yellow to color the rest of the picture.



Lesson 22 Math

Count the items in each box. Draw a line to connect the number with the group that is the same.

1



2




3



4





5





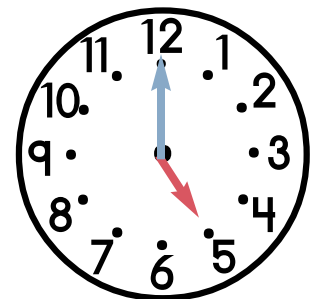

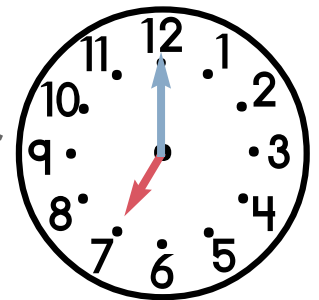
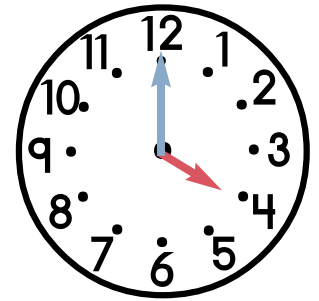

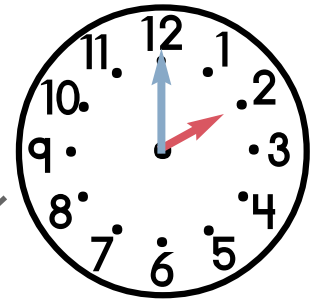

Cut out the number strip at the bottom of the page. Count the items in each group.
Paste the correct number in each box.



3	4	5	6
---	---	---	---

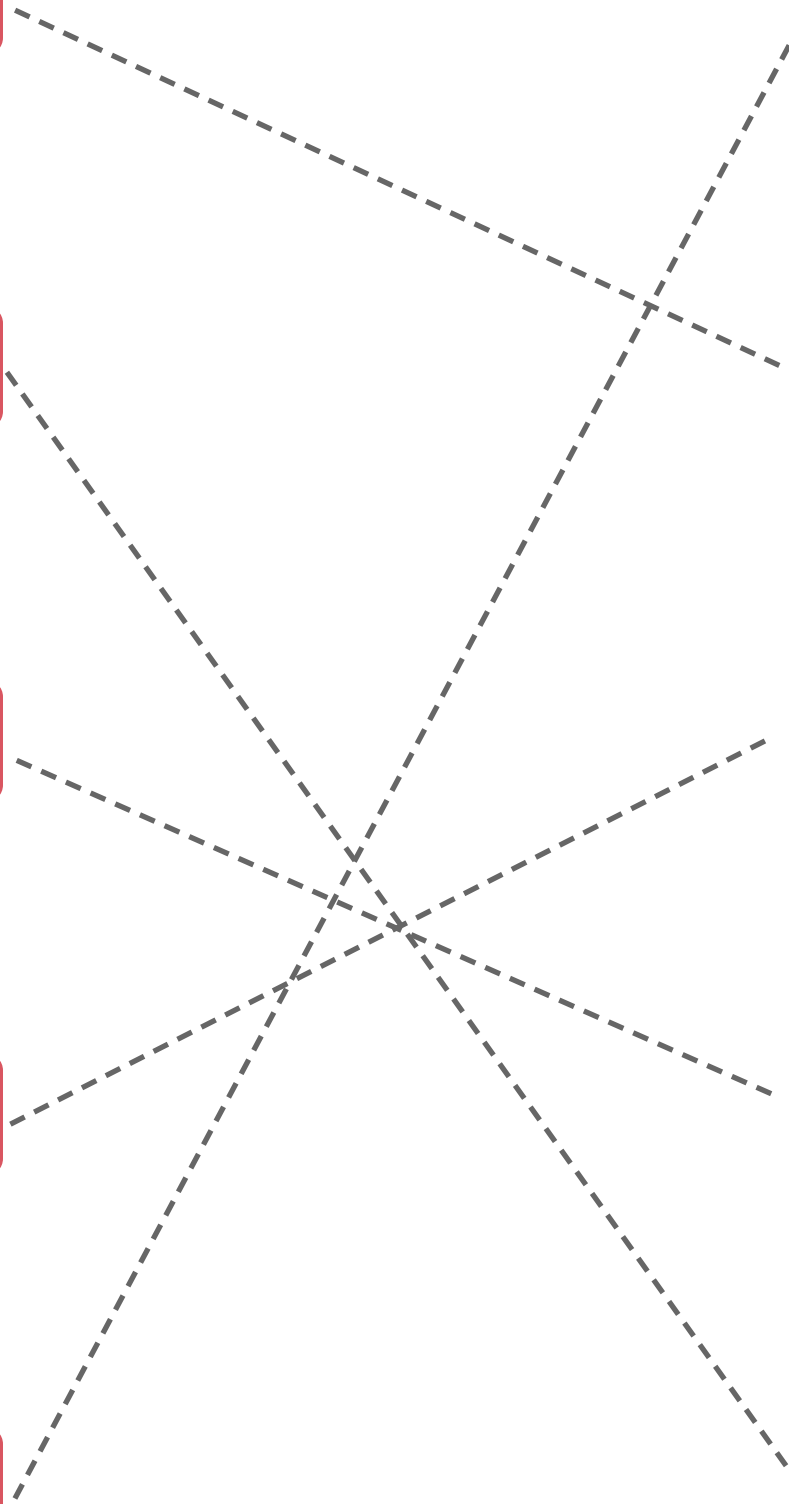
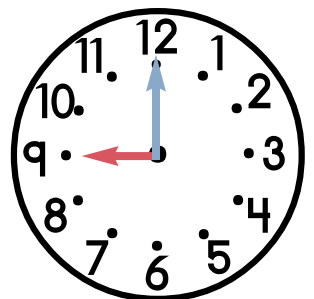

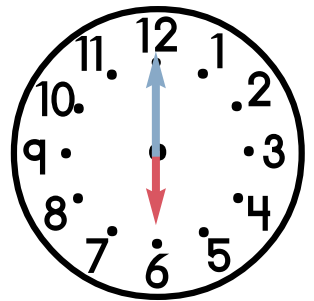
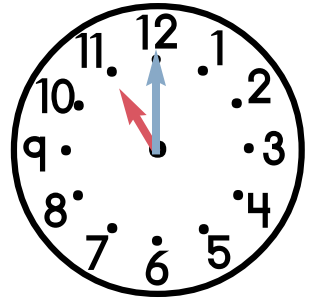
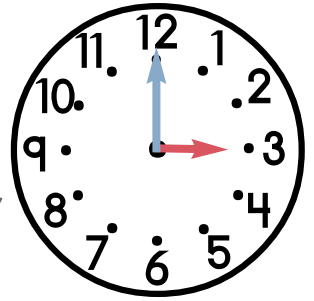
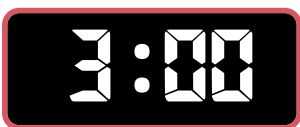
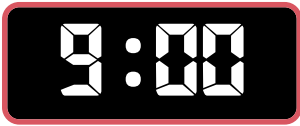
Lesson 81 Math

Draw a line to match the clocks that say the same time.



Lesson 82 Math

Draw a line to match the clocks that say the same time.



GREAT JOB!
We'll see you next year!



CALVERT
PUBLICATIONS

804 N. 2nd Ave. E.
Rock Rapids, IA 51246-1759

877-878-8045
www.calverthomeschool.com

ISBN: 978-0-7403-4040-6